



Intelligence
Briefing ■

Global Truck Driver Shortage Report 2023



Table of contents

	Geographical scope	6
1.	<u>Overview</u>	7
2.	<u>Economic outlook</u>	12
3.	<u>Driver shortage</u>	26
	The importance of the trucking industry	27
	• Driver shortage in 2023	29
	• Gender balance	36
	• Age distribution	40
	• Driver shortage forecast 2028	45
	• Impacts of the driver shortage on businesses	49
4.	<u>Access and attractiveness</u>	50
	Context	51
	Operators' current strategies to attract and retain drivers	55
	Access to the profession	60
	• Current barriers and areas of opportunity	61
	• Solutions implemented by transport associations and companies	66
	Attractiveness of the profession	81
	• Current barriers and areas of opportunity	82
	• Solutions implemented by transport associations and companies	89
5.	<u>Methodology and definitions</u>	117
6.	<u>References</u>	119

Global trucking industry revenue growth positive but steadily slowing down

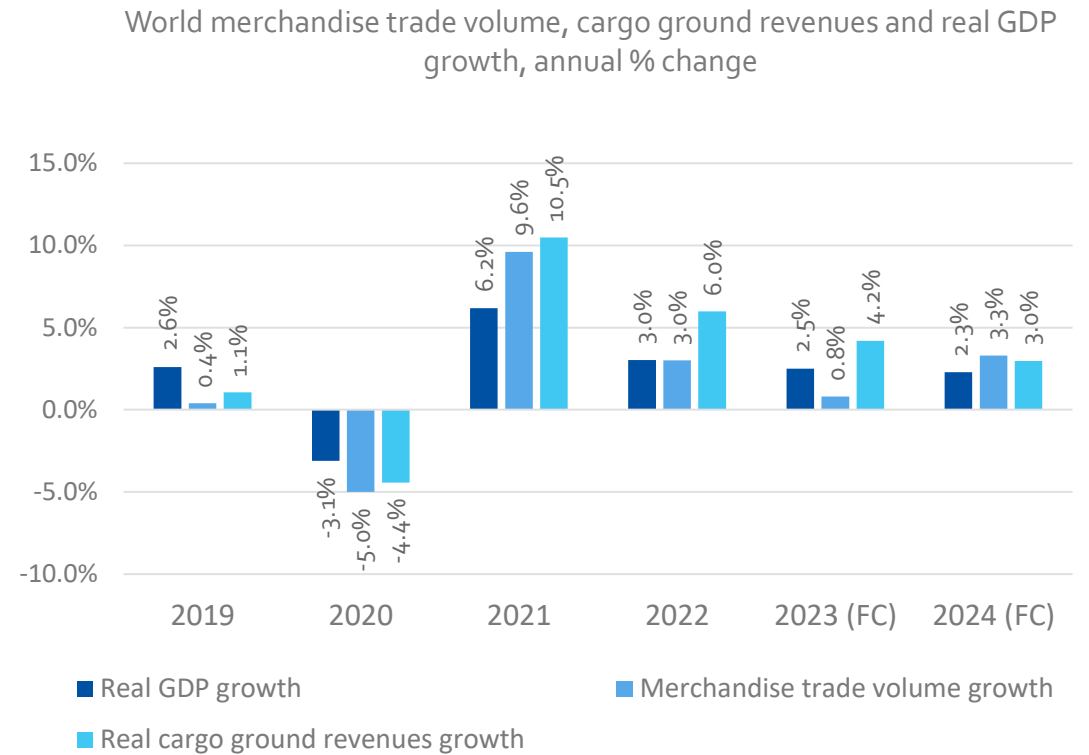
The global trucking industry's real revenue growth nearly halved in 2022 versus the previous year (down to 6% versus 10.5% in 2021) and is expected to further slow in 2023 (reaching 4.2% growth versus 2022), along with economic and trade growth.

This trend reflects the impact of reduced demand for goods transport since Q4 2022, as inflation and tight monetary policies weighed on consumption and investment.

Additionally, the industry's cost base increased significantly in 2022 and 2023.

The trucking industry's y-o-y real revenue growth is expected to further fall to 3% in 2024.

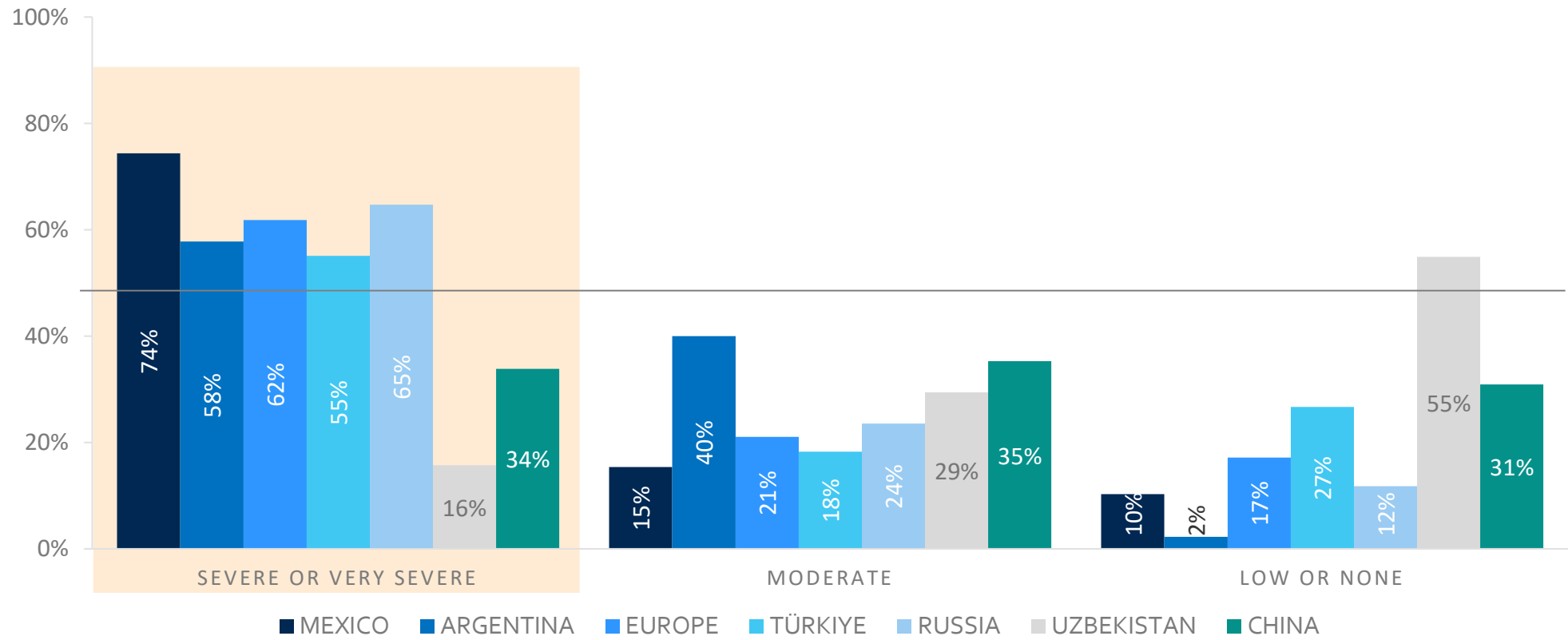
Sources: S&P global (GDP and cargo ground revenues), WTO (merchandise trade volume).



Driver shortage in 2023


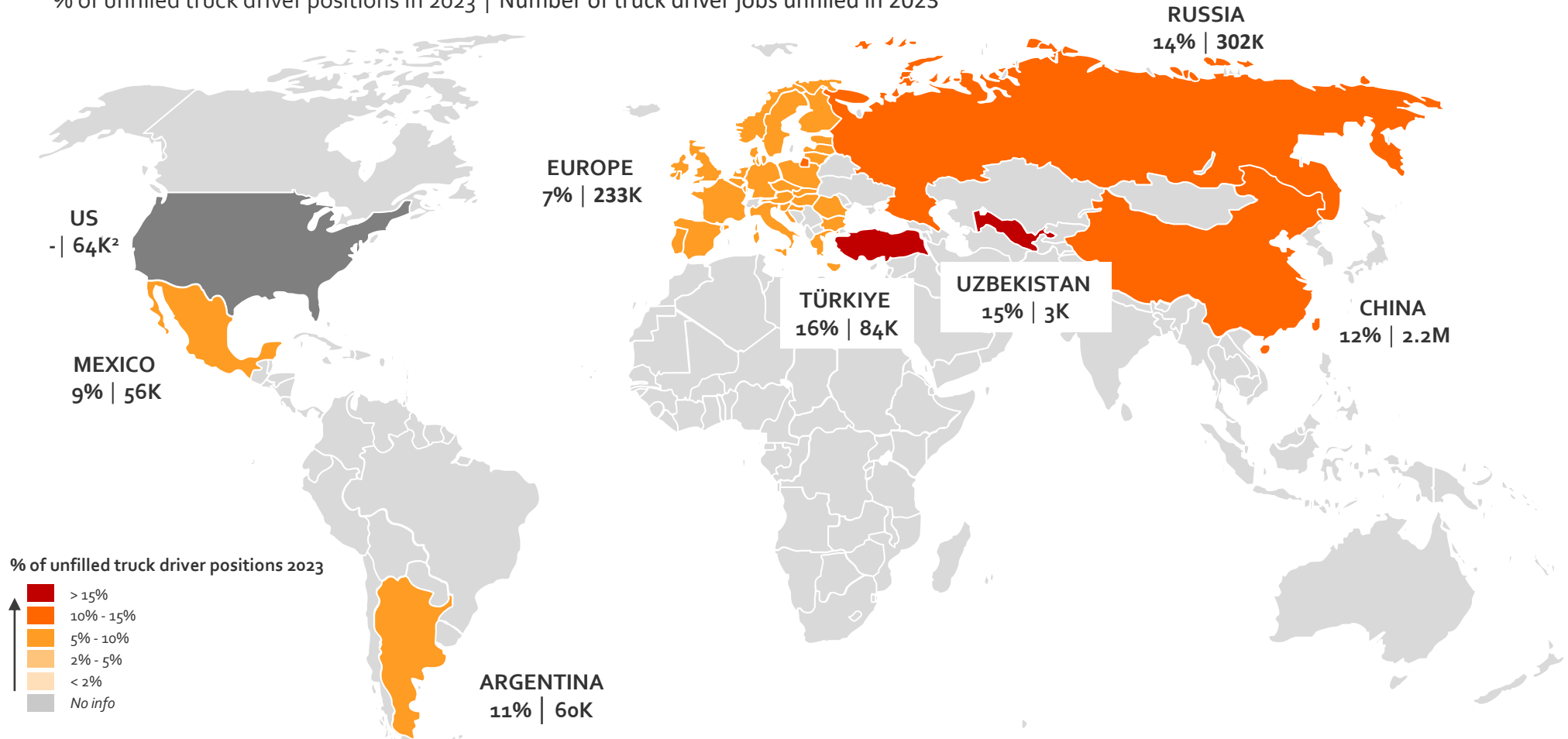
Over 50% of companies face severe or very severe difficulties filling truck driver positions in many countries

How much difficulty truck companies are having to fill driver positions due to the shortage of drivers (% companies)



Driver shortage in 2023 Truck driver shortages in 2023

% of unfilled truck driver positions in 2023 | Number of truck driver jobs unfilled in 2023¹

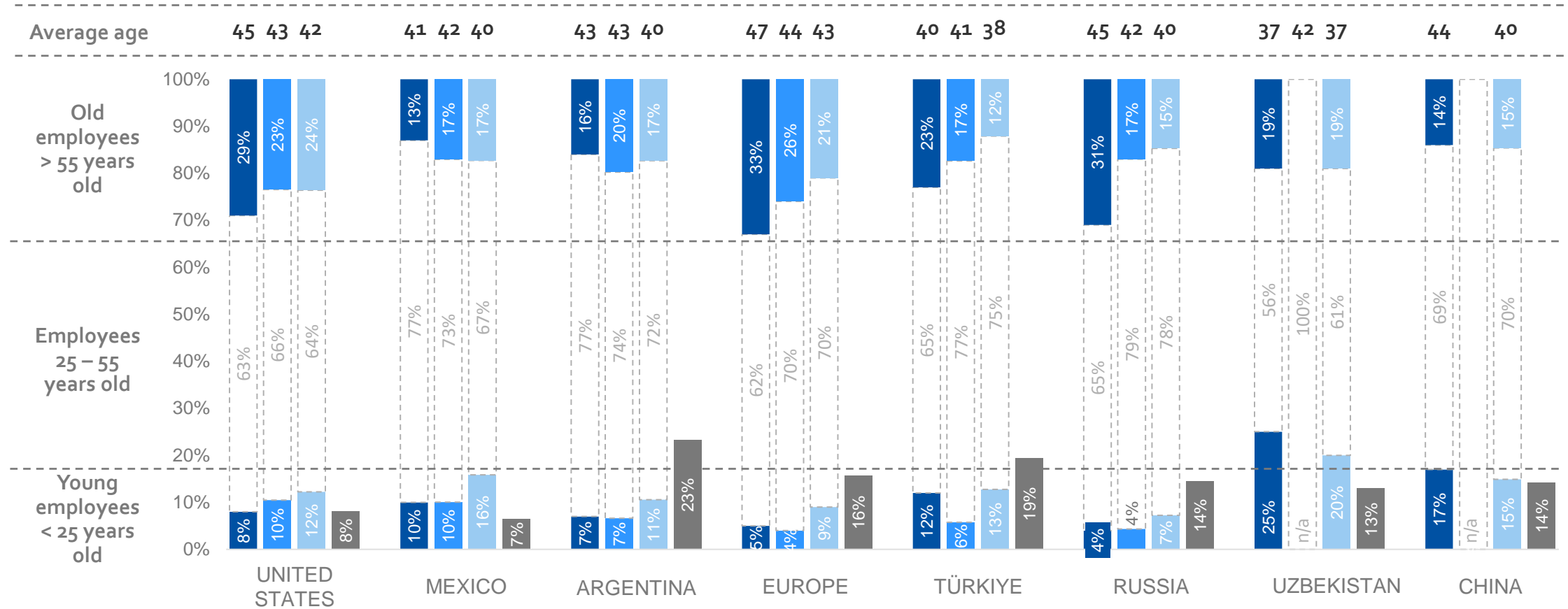


Sources: IRU survey 2023, national road transport associations and Eurostat (Labour force survey - 20220829_R13650_1_20220829_152812_ESTA57386_Q extracted on 30/08/2022). 1. Unfilled truck driver jobs calculated based on the total number of truck drivers in each country, and the share of unfilled positions reported by road freight transport companies (more details in methodology section). 2. For the United States, the data is based on the number of truck drivers missing instead of the number of truck driver jobs unfilled (based on the American Trucking Associations' 2022 driver shortage study).

Age distribution

Age distribution – 2023

■ Truck drivers¹ ■ Overall transport employees² ■ Active population³ ■ Youth unemployment⁴



Sources: 1. IRU 2023 survey except US, Bureau of Labor Statistics, US department of Labor 2022, NAICS 484 Truck transportation; 2. Eurostat 2022 (lfsa_egan22d) and ILOstat 2022 (eap_teap_sex_age_nb_a) except Argentina (ILOstat 2021) and Uzbekistan (ILOstat 2020); 3. ILOstat 2022 (emp_temp_sex_age_nb_a); 4. Eurostat and ILO 2022, except Argentina ILO 2021, and Uzbekistan ILO 2020 and China ILO 2010.